

HermanMiller
Cosm™



Instant comfort—anywhere



Cosm Chair by Herman Miller™
Designed by Studio 7.5


Sit in Cosm, and you just might forget you're sitting in a chair at all. Its sophisticated ergonomic design sets a new bar for instant, personalized comfort, no matter who sat in the chair before you, how long you'll be in it, or what you'll be doing. The designers at Berlin-based Studio 7.5 knew, even when working on predecessors like Mirra, Setu, and Mirra 2, that the ideal chair would provide a smooth feeling of natural balance.

Cosm's revolutionary Auto-Harmonic Tilt does just that—putting the person first and responding to them, no matter their posture—for total support. Available in three different back heights, as well as a stool, Cosm gives you a new experience of comfort—anywhere you work.



Performance

A tilt is to a chair what a transmission is to a car, and like transmissions, some are manual, and others, such as Cosm's, are automatic. With other self-adjusting models, the chair forces the body to conform to the tilt's movement. Cosm's Auto-Harmonic Tilt puts the person first and responds to them—no matter their posture—providing a balanced recline and personalized comfort. Studio 7.5 and Herman Miller perfected the self-adjusting tilt by inventing and engineering a complex, finely tuned mechanism. Accounting for the sitter's vertical force, the gears within the tilt move the fulcrum along a leaf spring to automatically adjust the tilt's tension.



The continuous contour of the chair's Intercept Suspension envelops each person's individual form, delivering dynamic, uninterrupted support. It clips into the thin but strong frame, which feels nearly non-existent and offers support while flexing so you can comfortably move your upper body.



"You should have a chair that allows you to change postures as easily as possible," the designers say. "You can only do that with a chair that is correctly adjusted, so we wanted to build a chair that does that part for you."



Cosm's innovative new Leaf Arms—the first of their kind—feature a soft but firm cradle design that provides a large, cozy resting place for your elbows. The arm rests make holding a phone or book natural and comfortable, and the angle of the arms mean they don't get in the way of a work surface when it's time to get back online.

Design

The German word for design is *entwerfen*, which roughly translates as “to throw.” According to the designers, that’s “throw something a little bit ahead of the curve, or ahead of what you know, to help pull you in the right direction.” With Cosm, “throwing” led Studio 7.5 to their most sophisticated design yet.

About Studio 7.5

When Burkhard Schmitz and Carola Zwick started their design studio as a team of six in 1992, they were looking for the freedom to work on projects that interested them. And for the freedom from bosses and titles. “Everybody does everything,” says Schmitz, speaking for the group that now includes Carola’s brother, Roland Zwick. “That’s how we cultivate ideas and maintain our openness and curiosity.”

They find designing office chairs to be most rewarding and have worked with Herman Miller on the Setu Chair, the award-winning Mirra chair, Mirra 2, and Cosm. “We define not only how the chair looks but how it performs,” Carola says. As to how Setu, Mirra, and Cosm all perform for you, they provide comfort no matter how or where you sit.






























Studio 7.5

Materials

Cosm is available in one hue from top to bottom to further cement the unity of the design and the sculptural quality of the chair. Or, mix and match any of the six colors on the suspension and frame.

Cosm Chairs

Suspension Intercept	 Price Category 1 Nightfall 84504	 Price Category 1 Glacier 84505	 Price Category 1 Canyon 84506	 Price Category 1 Graphite 84501	 Price Category 1 Carbon 84502	 Price Category 1 Mineral 84503
Nightfall Frame Finish	 Nightfall DN2	Chassis/Base Finish	 Nightfall DN2 / Nightfall DN2	 Nightfall DN2 / Semi-Polished 5Y		
Glacier Frame Finish	 Glacier DB3	Chassis/Base Finish	 Glacier DB3 / Glacier DB3	 Glacier DB3 / Semi-Polished 5Y		
Canyon Frame Finish	 Canyon DR1	Chassis/Base Finish	 Canyon DR1 / Canyon DR1	 Canyon DR1 / Semi-Polished 5Y		
Graphite Frame Finish	 Graphite G1	Chassis/Base Finish	 Graphite G1 / Graphite G1	 Graphite G1 / Semi-Polished 5Y	 Silver Alloy L7 / Semi-Polished 5Y	
Carbon Frame Finish	 Carbon CRB	Chassis/Base Finish	 Carbon CRB / Carbon CRB	 Carbon CRB / Semi-Polished 5Y	 Silver Alloy L7 / Semi-Polished 5Y	
Studio White Frame Finish	 Studio White 98	Chassis/Base Finish	 Studio White 98 / VPR Mineral	 Studio White 98 / Semi-Polished 5Y	 Silver Alloy L7 / Semi-Polished 5Y	

Family
Work Chair
Stool

The following information applies only to Cosm work chairs.

Overview

Maximum User Weight	350 lb/159 kg
Population Range	5 th –95 th Percentile

Seat Height

Chairs	16 3⁄8"–20 9⁄16"
Stool	22 1⁄8"–32 1⁄2"

*range may vary depending on cylinder height

Tilt
Auto-Harmonic Tilt


Back Options

Low-Back
Mid-Back
High-Back

Arm Options

No Arms
Fixed Arms
Height-Adjustable Arms
Leaf Arms

For more information, please visit hermanmiller.com or call 888 443 4357.

HermanMiller and  are among the registered trademarks of Herman Miller, Inc.
Cosm Chair by Herman Miller and Auto-Harmonic are trademarks of Herman Miller, Inc., and its owned subsidiaries.
All other trademarks are the property of their respective owners.

© 2018 Herman Miller, Inc., Zeeland, Michigan
All rights reserved.